

Water Moves

Topic: Our marvellous world

Curriculum link: Earth and Beyond; Environment

Text type: Description

Reading level: 3

Word count: 39

High-frequency words: in, this, over, under, from, into, the, and

Vocabulary: water, moves, river, rocks, bridge, sea

Possible literacy focus:

Using picture cues to work out nouns – rocks, bridge, sea.

Understanding texts at a literal and inferred level.

Reading accurately by searching for information on each page.

Introducing prepositions.

Follow-up activities

Reflecting on the book

Discuss with the children:

Where did the water's journey start? Where did it finish?

How did the water move along this journey?

What did you learn by reading this book?

What other information could the author have included in this book?

What else would you like to know about how water moves?

Have the children write and draw about what they now know about how water moves.

River mural

Have the children create a mural showing the water features and bodies of water featured in the book. Provide a large piece of paper, paint and brushes. Encourage children to discuss what the mural will look like and to assign different children to paint different sections of the river. Children can label the mural when it is dry, using the text form modelled by the book.

Water play

Set up a water-play activity where children can experiment with the different ways that water can move. Supply a range of materials such as funnels, cups, jugs, sieves, straws and plastic tubes.



If possible take digital pictures of the children's discoveries. These can be used to make a slide show explaining how water moves.


Make a landscape



You will need:




playdough




small rocks



water bottle



tray



craft sticks

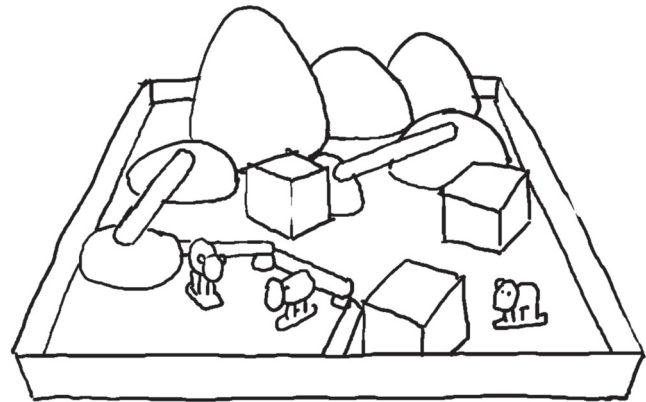


plastic animals



blocks


1. Make a model.
2. Spray water onto the model.
3. Draw a picture to show what happened.



Water movements



You will need:



magazines



glue



scissors



paper

1. Find pictures of water moving.
2. Cut and paste them.
3. Write about it.



Water moves in this river.

Name _____

Word hunt

How many times can you find these words in the book?

Words	the	in	into	and	this
How many times?					

Draw pictures for each word.

river

waves





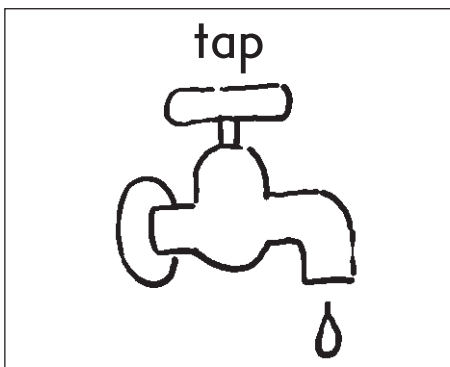

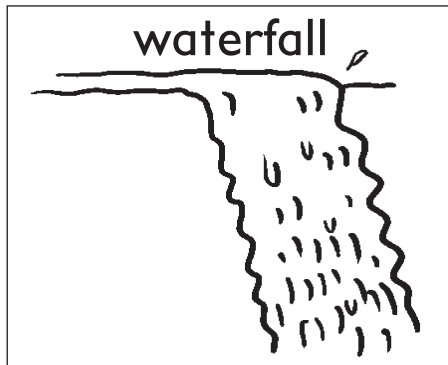
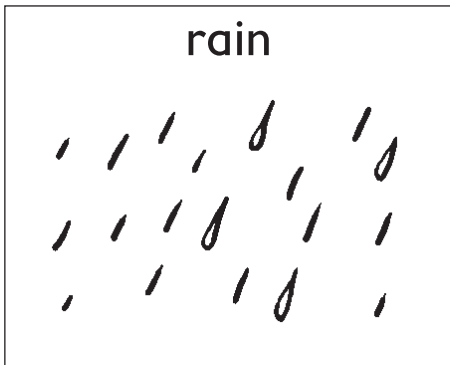



mountains

Instructions Provide children with a copy of the text *Water Moves* to complete this activity.

Name _____

Make a book

Make a book about where we can find water.



Instructions Ask children to use the words in the word bank to make a book about where we find water.