

## My Toys

**Topic:** Toys

**Curriculum link:** Society and Environment; Technology

**Text type:** Caption

**Reading level:** 1

**Word count:** 25

**High-frequency words:** I, like, my

**Vocabulary:** blocks, truck, teddy bear, train, animals, toys

**Possible literacy focus:**

Using print concepts and pictures to support reading.

## Follow-up activities

### What toy is that?

Describe a toy to the children, giving a number of clues about what the toy looks like, what it is made of and how it works.

Ask the children to work out which toy you are describing, e.g. *“The toy I am thinking of has four wheels. It moves if you push it along. You can put things in the back. It can be made out of plastic, metal or wood.”* (A truck)

Do this for several toys and then ask the children to play this guessing game in pairs, with children taking it in turns to give the clues and have guesses.

### Grouping words

Write a list of toys with the children. Ask the children to categorise the words from the list by their first letter. For example:

Bb
ball
bat
bike
blocks

Dd
doll
dinosaur
digger

Tt
teddy bear
train
tent

Ss
scooter
swing

### What are your favourite toys?

Children could make a poster showing all of their favourite toys. Provide advertising brochures from toy shops for children to cut up.

Have the children write a sentence about their favourite toys and illustrate them.



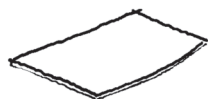
# Make a toy mobile



You will need:



coat-hanger



cardboard



string




textas



scissors

1. Draw some toys.
2. Cut the pictures out.
3. Hang the pictures on the coat-hanger.
4. Make a sign for your mobile.




# Sorting toys



1. Collect some toys and some hoops.
2. Put your toys in groups and add labels.



soft toys



toys with wheels

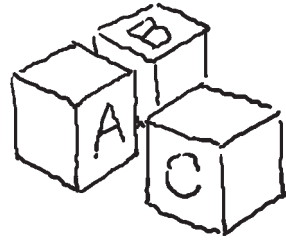
3. Ask a friend to add a toy to one group.
4. Draw a picture showing how you have grouped your toys.

Name \_\_\_\_\_

# Favourite toys

Write and draw.

I like my blocks.

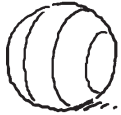


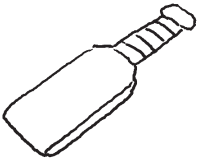




I like my \_\_\_\_\_.

I like my \_\_\_\_\_.

I like my \_\_\_\_\_.

Words to help you.

 ball	 train	 doll
 bat	 cars	 robot


**Instructions** Children can use the word bank to finish the sentences.

Name \_\_\_\_\_

# Toys and letters

Draw.

Bb



Tt



**Instructions** Ask children to draw other toys that start with 'b' and 't'. Provide copies of the book *My Toys* to support children in this activity.